

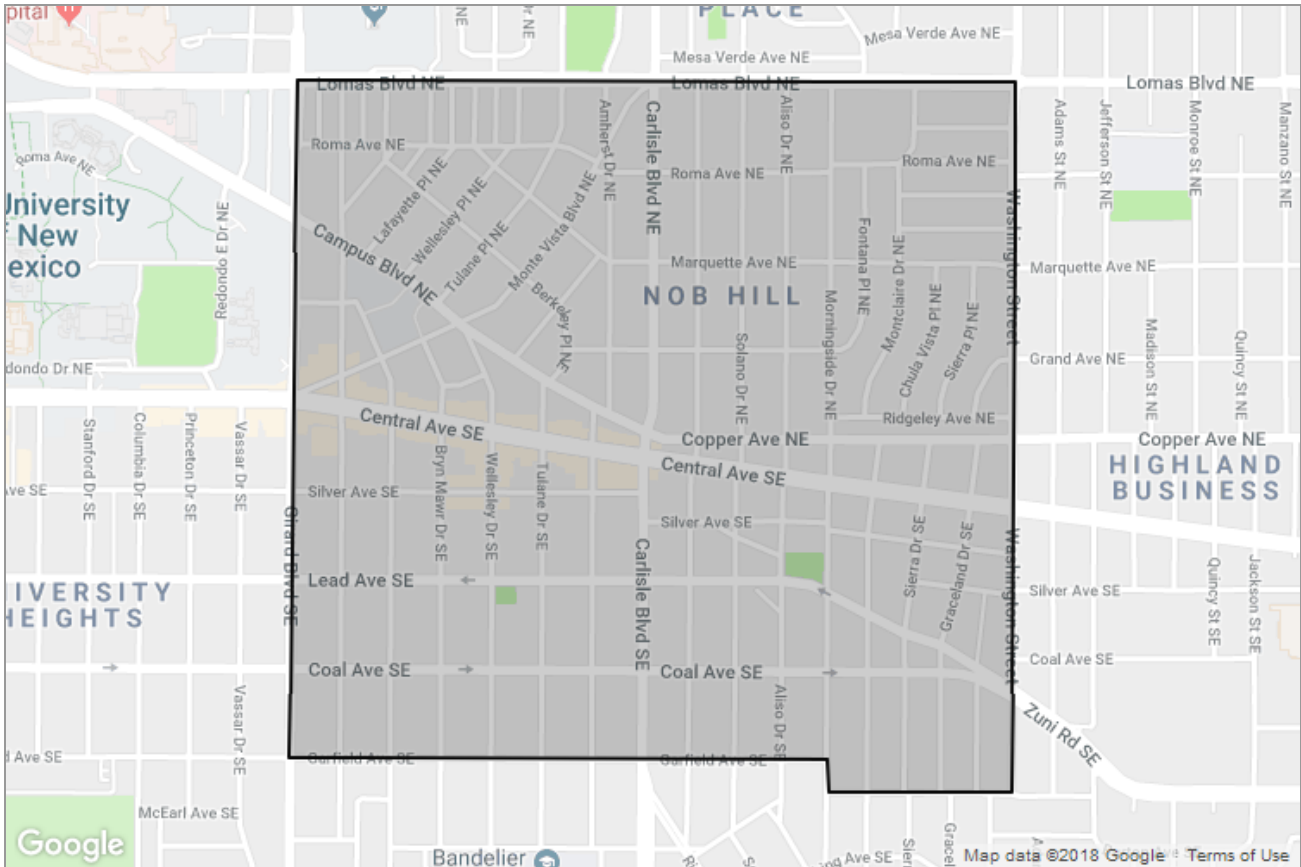


Nob Hill Albuquerque

Market Activity Report

MARKET ACTIVITY REPORT

Nob Hill in Albuquerque, NM

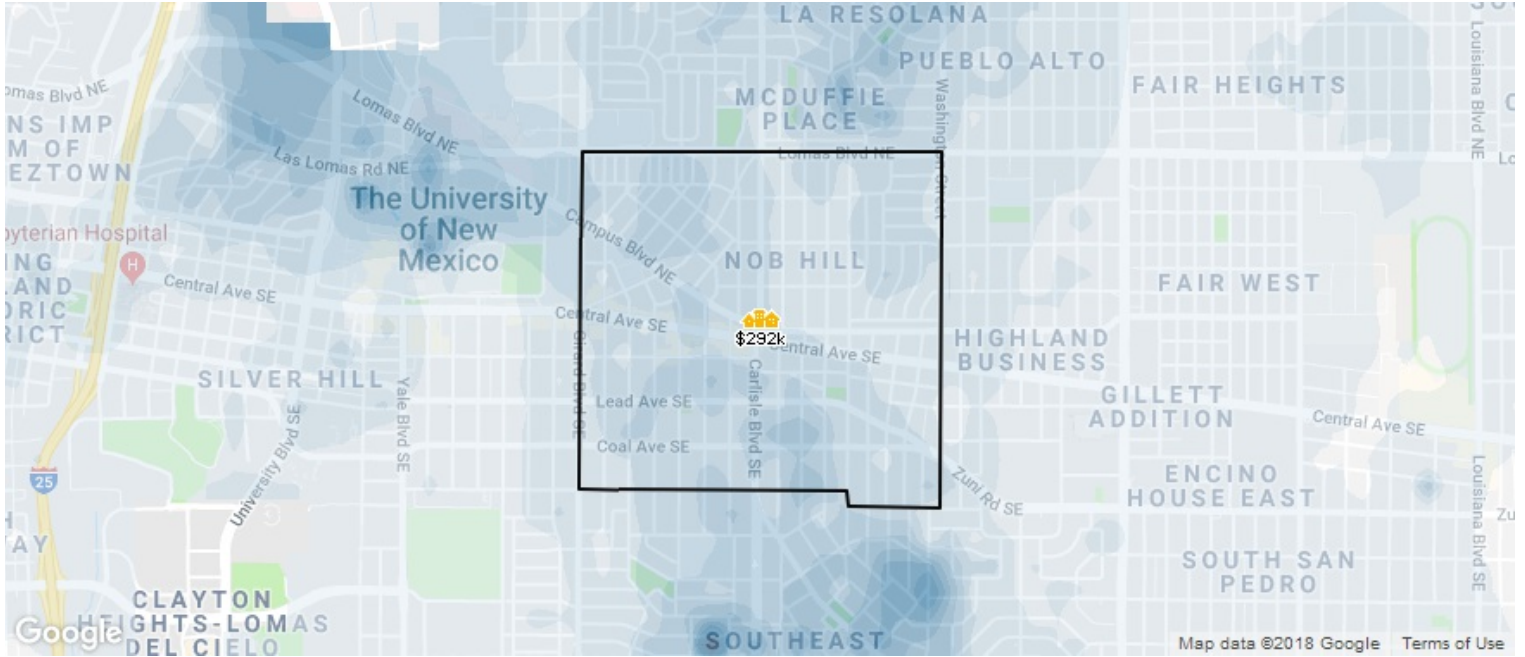


Presented by
Leigh-Jo Anzures
REALTOR®



Nob Hill in Albuquerque, NM

Market Snapshot: Estimated Home Values



Legend: < \$100k, \$450k, \$20m

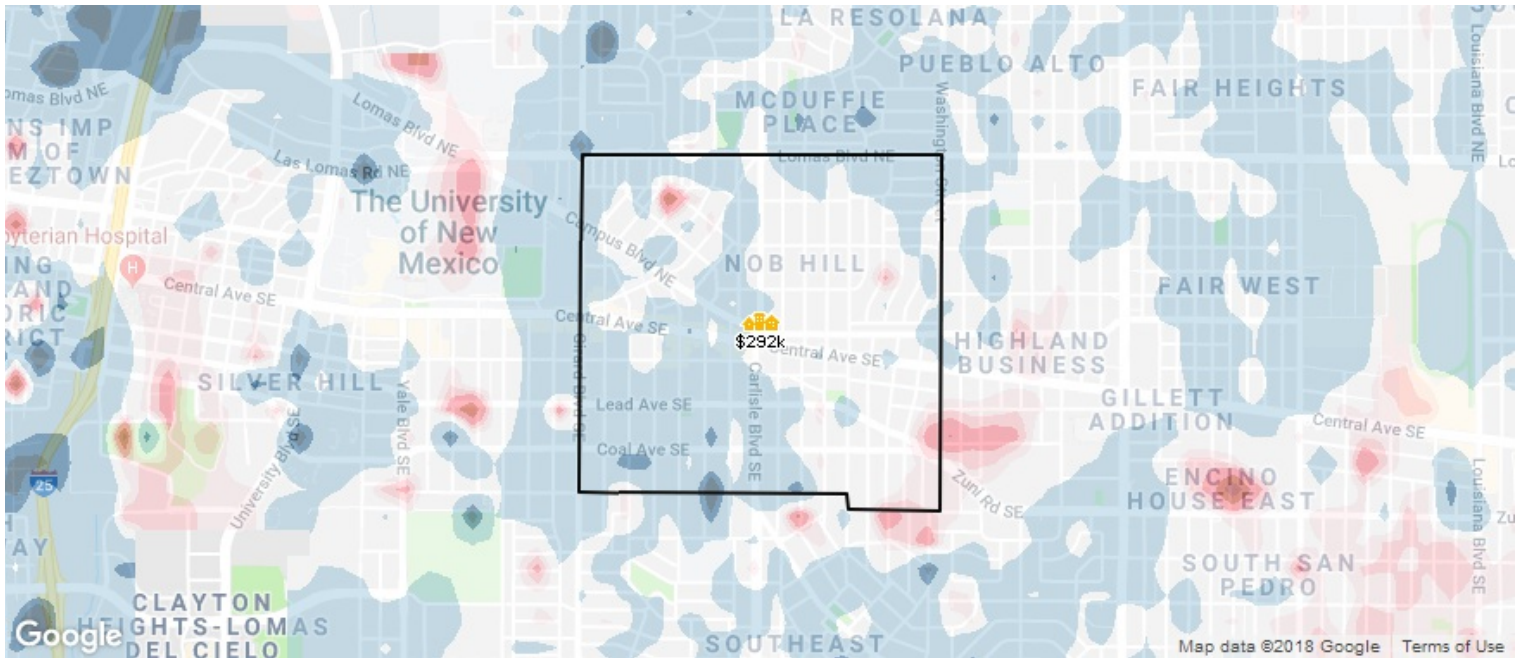
This map layer shows the average estimated home values, based on the AVMs and RVMs® for properties in an area. Source(s): Public records and MLS data where licensed; updated Quarterly.

<p>Median Est. Home Value</p> <p>\$292K</p> <p>Updated: 10/31/2018</p>	<p>Change Over Last Month</p> <p>↑ 2.42%</p>	<p>Change Over Last Quarter</p> <p>↑ 2.42%</p>	<p>Change Over Last 12 Months</p> <p>↑ 10.53%</p>	<p>Change Over Last 24 Months</p> <p>↑ 14.47%</p>
---	---	---	--	--

About this Data: Estimated home values are generated by a valuation model and are not formal appraisals. Valuations are based on public records and MLS data where licensed. The metrics shown here reflect **SFR and Condos** data.

Nob Hill in Albuquerque, NM

Market Snapshot: 12-Month Change in Estimated Value



-15% 2.5% +20%

This map layer shows the change in estimated home values over the past 12 months, based on the AVMs and RVMs® for properties in an area. Source(s): Public records and MLS data where licensed; updated Quarterly.

Median Est. Home Value

\$292K

Updated: 10/31/2018

Change Over Last 12 Months

↑ **10.53%**

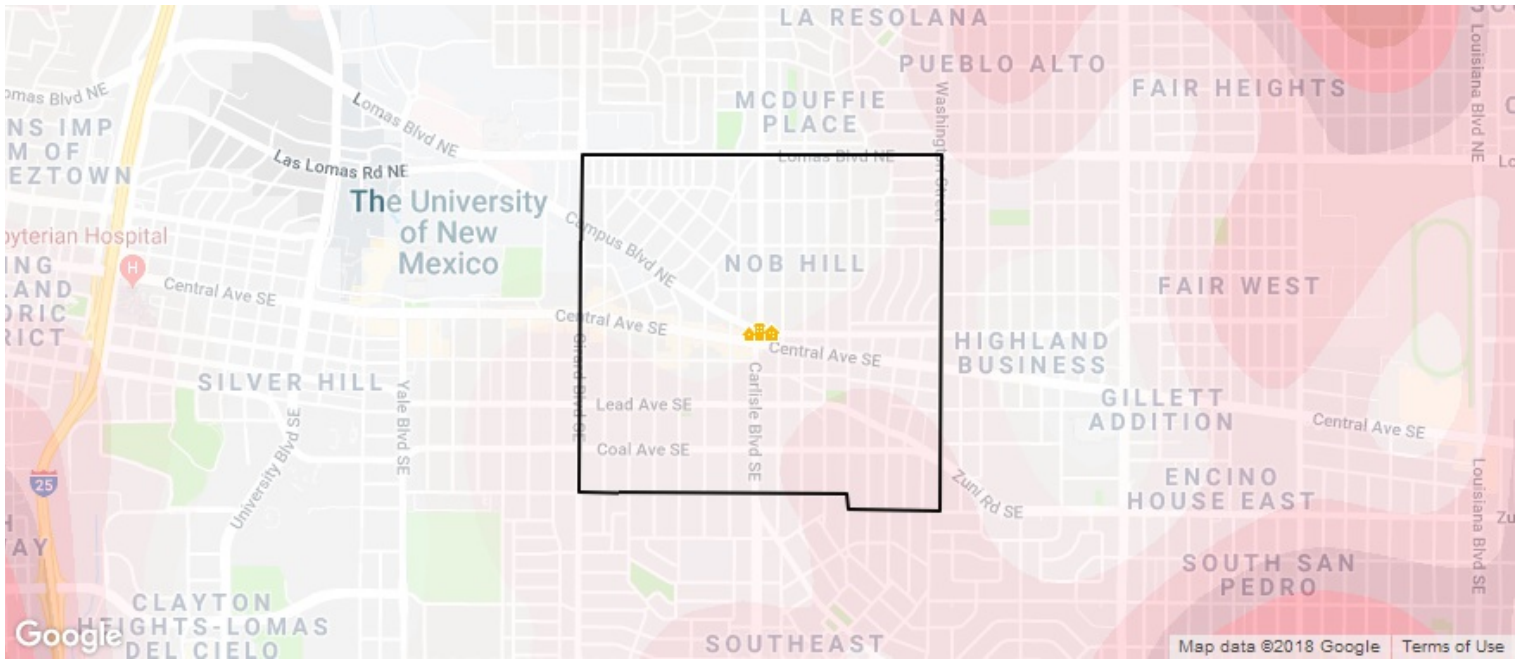
Change Over Last 24 Months

↑ **14.47%**

About this Data: Estimated home values are generated by a valuation model and are not formal appraisals. Valuations are based on public records and MLS data where licensed. The metrics shown here reflect **SFR and Condos** data.

Nob Hill in Albuquerque, NM

Market Snapshot: Concentration of Distressed Properties



This map layer shows the concentration of distressed properties, in areas where RPR has MLS data. Source(s): MLS data; updated Quarterly.

Nob Hill in Albuquerque, NM

Market Snapshot: Sales Price



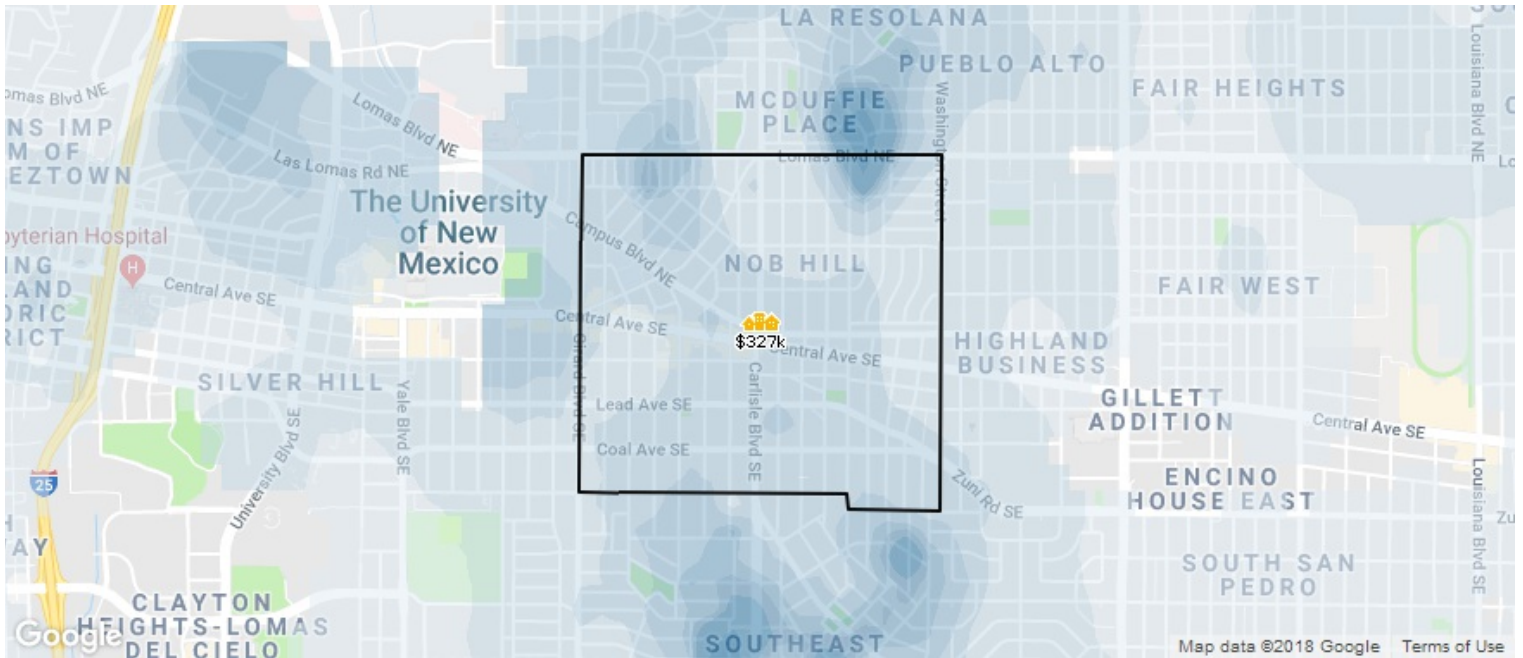
This map layer shows the average sales price for properties sold in the previous six months, in areas where RPR has MLS data. Source(s): MLS data; updated Quarterly.

<p>Median Sales Price</p> <p>\$315K</p> <p>Updated: 8/31/2018</p>	<p>Change Over Last Month</p> <p>↑ 7.75%</p>	<p>Change Over Last Quarter</p> <p>↓ 10.26%</p>	<p>Change Over Last 12 Months</p> <p>↑ 8.85%</p>	<p>Change Over Last 24 Months</p> <p>↑ 20.3%</p>
---	---	--	---	---

About this data: The Metrics displayed here reflect average sales price for **SFR and Condos** using **MLS listing** data.

Nob Hill in Albuquerque, NM

Market Snapshot: List Price



<\$100k \$500k >\$5m

This map layer shows the average listing price for properties in the previous six months, in areas where RPR has MLS data. Source(s): MLS data; updated Quarterly.

<p>Median List Price</p> <p>\$327K</p> <p>Updated: 8/31/2018</p>	<p>Change Over Last Month</p> <p>↓ 0.61%</p>	<p>Change Over Last Quarter</p> <p>↓ 3.8%</p>	<p>Change Over Last 12 Months</p> <p>↑ 13.54%</p>	<p>Change Over Last 24 Months</p> <p>↑ 18.91%</p>
--	---	--	--	--

About this data: The Metrics displayed here reflect average sales price for **SFR and Condos** using **MLS listing** data.